

An illustration of five diverse children of various ethnicities and ages peeking from behind a large tree trunk on the left side of the frame. They are all smiling and waving their hands. The background features a bright yellow sky with soft white clouds and a green grassy hill at the bottom. The school's name is written in large, bold, black letters in the center-right area.

**AUKLAND
PUBLIC
SCHOOL**



Happy Summer Holidays

Life's a beach.
Enjoy the waves



HOLIDAY'S HOMEWORK
SESSION 2024-2025 (GRADE -2)

DAILY CONVERSATION SENTENCES

1. May I sharp my pencil.
2. May I have water from my bottle
3. Can you repeat it again ?
4. What is the time ?
5. I have left my book at home .
6. May I borrow your eraser ?
7. It's raining outside.
8. I have not done my H.W .
9. Where is my shirt?
10. How much is that for?
11. I didn't understand what you just said, could you please repeat it .
12. May I visit the washroom.
13. May I be seated?
14. Put the books in order.
15. Please tuck my shirt in .
16. I will call you later.
17. Improve your handwriting.
18. Did you get my number?
19. I will catch you later.
20. It's my pleasure.
21. May I ask you something?
22. Excuse me ma'am I'm not feeling good.





GENERAL CONVERSATION

1. Who was the first President of India ?
Ans: Dr. Rajendra Prasad.
2. What is the name of your class teacher ?
Ans: The name of my class teacher is ____.
3. What does your father do ?
Ans: He is a ____.
4. Who is your good friend ?
Ans: My good friend is ____.
5. How many members are there in your family ?
Ans: There are ____ members in our family.
6. Do you go out with your family ?
Ans: Yes, I go out for a movie or to eat in a restaurant with my family.
7. Where is your school located ?
Ans: It is in Jugial .
8. Who is the father of our Nation ?
Ans: Mahatma Gandhi is the father of the nation.
9. Do you have a play ground in your school ?
Ans: Yes, we have a big playground in my school.
10. Which is your favorite subject ?
Ans: My favorite subject is _____.





GENERAL CONVERSATION

11. How do you go to school ?

Ans. I go to school by _____.

12. In which grade do you study ?

Ans: I study in grade _____.

13. How many meals do we have in a day ?

Ans: We have three meals in a day.

14. What did you have for breakfast today ?

Ans: I had _____ for breakfast today.

15. At what time are you to reach school ?

Ans: We are to reach school by 8 o'clock.

16. When is your birthday ?

Ans: My birthday is on the _____.

17. Which is your favourite cartoon character ?

Ans: My favourite cartoon character is _____.

18. What is the capital of India ?

Ans: The capital of India is _____.

19. How many months are there in a year ?

Ans: There are _____ months in a year.

20. In which state do you live ?

Ans: I live in _____.



ENGLISH

- Learn PT-1 syllabus.
- Write ten pages of English handwriting.
- Carry out reading of chapter - 3 and 4.
- Make a beautiful project on the given grammar topic – noun on A-4 sheet
- Picture Composition (will be shared in the group) and 3 from your book and write down .

HINDI

- Periodic -1 syllabus याद करें।
- 10 पेज पर सुलेख लिखें।
- पाठ- 1,2 में से कोई 10 शब्द चुनकर वाक्य बनाओ।
- संज्ञा शब्दों के 10 चित्र चिपकाए और उनके नाम लिखें।
- अपठित गद्यांश करें।

MATHS

- Learn and write Tables from 2 to 10
- Solve the worksheets given below.

E.V.S


- Learn Periodic-1 syllabus.
- Do worksheets given below.

COMPUTER

- Learn and Write down Ques/Ans of Ch:-1 and 2 in computer notebook
- Fill chapter checkup of Chapter 1 and 2 in book.

Assignment work:

- ❑ Make a collage on the topic “Computer – An Electronic Device” on a chart paper.
- ❑ Cut out pictures of any three places where you see computers (like home, school, and shops) from old magazines, newspapers or books . Paste them on the chart paper and write one sentence about how computers are used in each place.





ENGLISH WORKSHEETS



Get Active!

Circle the correct spelling.

- | | | | |
|-------------|---------|---------|---------|
| 1. slide | slihde | slede | sliede |
| 2. pases | pass | pahss | paess |
| 3. ruen | ruhn | roun | run |
| 4. set | seht | seet | sete |
| 5. stope | stohp | stoep | stop |
| 6. skep | skihp | skip | skiep |
| 7. switch | swietch | switech | switc |
| 8. crawl | crawel | cralw | crahwl |
| 9. bounce | boeunce | bounece | bounnce |
| 10. roll | rol | rolel | roell |
| 11. throhwh | throw | htrow | throew |
| 12. joeg | jog | johg | joge |
| 13. tunr | turen | toorn | turn |
| 14. shoot | hsoot | shooht | shoeot |



Choose the correct spelling.

- | | | | |
|-----|-------------|-------------|-------------|
| 1. | forty | fourty | fourtey |
| 2. | Anglisch | English | Englesh |
| 3. | split | splitt | splitte |
| 4. | haff | half | halfe |
| 5. | minas | minnus | minus |
| 6. | pluss | plus | pluse |
| 7. | totally | toataly | totaly |
| 8. | realy | relley | really |
| 9. | finally | finaly | finnaly |
| 10. | locally | localy | locolly |
| 11. | freser | fresher | freshar |
| 12. | osher | ushar | usher |
| 13. | gushir | gucher | gusher |
| 14. | crusher | crosher | crushar |
| 15. | flashar | flasher | flashor |
| 16. | balance | ballance | ballanse |
| 17. | arithmetic | arithmatic | arithemitic |
| 18. | parenthesis | parentheses | parinthesis |
| 19. | bracket | brackit | brackett |
| 20. | persent | perrcent | percent |

My first day at School

My name is Larry. Today is my first day in school. I am feeling very scared now.

I am going to the school by bus. I met Kate in the bus.

She is very sweet. She is my friend now.



1. How was Larry feeling?

- a. happy b. sad c. scared

2. How does he go to school?

- a. by car b. by bus c. by cycle

3. Whom did Larry meet in the bus?

- a. Sam b. Ben c. Kate

4. How is Kate?

- a. sweet b. sad c. quiet

Eddie lived in a farm with his wife. He went to the market every weekend to sell his



farm's fruits and vegetables. He was a kind man and wanted to help out those who needed it.

- 1. Who did Eddie live with?**
a. his wife b. his labors c. farm animals
- 2. When does Eddie go to market?**
a. Weekend b. Monday c. Tuesday
- 3. Does Eddie help people?**
a. yes b. no



WORKSHEETS

HINDI

गद्यांश पढ़कर सही विकल्प चुनो :-

बुधवार को सोहन का जन्मदिन है। वह अपने इस जन्मदिन पर सात साल का हो जाएगा। वह दूसरी कक्षा में पढ़ता है। वह हर साल अपना जन्मदिन धूमधाम से मनाता है। वह अपने जन्मदिन पर घर को गुब्बारी और फूलों से सजाता है। वह शाम को केक काटता है। सब उसे जन्मदिन की बधाई के साथ सुंदर - सुंदर उपहार देते हैं। वह उस दिन बहुत खुश होता है।

प्रश्न (1) सोहन का जन्मदिन कब है ?

- (1) सोमवार (2) बुधवार (3) मंगलवार (4) शनिवार

प्रश्न (2) सोहन अपने इस जन्मदिन पर कितने साल का हो जाएगा ?

- (1) सात (2) चार (3) आठ (4) दस

प्रश्न (3) सोहन कौन -सी कक्षा में पढ़ता है ?

- (1) तीसरी (2) दूसरी (3) चौथी (4) पाँचवीं

प्रश्न (4) सोहन अपने जन्मदिन पर घर को किससे सजाता है ?

- (1) कागजों से (2) मोतियों से (3) तिनकों से (4) गुब्बारी और फूलों से

प्रश्न (5) विपरीत शब्द :- रात

- (1) सुबह (2) शाम (3) दिन (4) कल

अपठित गद्यांश

नीचे लिखे गद्यांश को पढ़कर प्रश्नों के सही उत्तर चुनिए ।

जंगल में एक खरगोश रहता था । उसके चार मित्र थे - गाय, हिरन, घोड़ा और बकरी । पाँचों दोस्त मिल-जुलकर हँसी -खुशी से समय बिता रहे थे। एक दिन कुछ कुत्ते खरगोश के पीछे पड़ गए । खरगोश बहुत घबराया । वह अपने मित्रों में से सबसे पहले घोड़े के पास सहायता माँगने गया । वह घबराकर घोड़े से बोला, मित्र मुझे किसी तरह इन कुत्तों से बचाओ । ये तो मुझे मार डालेंगे ।

- 1) जंगल में कौन रहता था ?
() खरगोश () हाथी () शेर
- 2) खरगोश के पीछे कौन पड़ गया था?
() कुत्ते () बिल्ली () बच्चे
- 3) खरगोश के कितने मित्र थे ?
() तीन () चार () पाँच
- 4) सबसे पहले खरगोश किसके पास सहायता माँगने गया ?
() घोड़ा () हिरन () बकरी
- 5 नीचे दिए शब्द का विलोम शब्द गद्यांश में से ढूँढकर लिखिए ।
आगे - _____

MATHEMATICS



WORKSHEETS

A vibrant and colorful collage of mathematical symbols and tools. At the top, the word "MATHEMATICS" is written in a large, red, bubbly font with a white outline. Below it, various mathematical elements are scattered: a yellow ruler, a purple abacus, a green cube with the number "5" next to it, a blue number "2", a purple sphere, a blue cone, a yellow ruler with a green number "4", a red number "9", a blue number "1", a pink star, a blue pencil, a yellow arrow, a red number "0", a yellow number "8", a blue number "10", a blue number "9", a blue number "8", a blue number "7", a blue number "6", a blue number "5", a blue number "4", a blue number "3", a blue number "2", a blue number "1", a blue number "0", a blue number "9", a blue number "8", a blue number "7", a blue number "6", a blue number "5", a blue number "4", a blue number "3", a blue number "2", a blue number "1", a blue number "0".

Name _____

Mental Math Worksheets

Answer the Following

1 What is $25 + 26$?	
2 Write the next number $127, 128, 129, \underline{\quad}$	
3 Write Two Hundred and Ten in numbers	
4 Which number is a multiple of 2 ? 11 14 15 21	
5 Draw the next shape in the sequence. 	
6 Which number comes after 80 ?	
7 What is $31 - 15$?	
8 How many Circles are there ? 	
9 What number is one half of 40 ?	
10 What is 3×7 ?	

Name _____

Addition With Regrouping

$$\begin{array}{r} 37 \\ + 26 \\ \hline \end{array}$$

$$\begin{array}{r} 38 \\ + 43 \\ \hline \end{array}$$

$$\begin{array}{r} 55 \\ + 25 \\ \hline \end{array}$$

$$\begin{array}{r} 67 \\ + 34 \\ \hline \end{array}$$

$$\begin{array}{r} 29 \\ + 52 \\ \hline \end{array}$$

$$\begin{array}{r} 48 \\ + 43 \\ \hline \end{array}$$

$$\begin{array}{r} 36 \\ + 26 \\ \hline \end{array}$$

$$\begin{array}{r} 87 \\ + 25 \\ \hline \end{array}$$

$$\begin{array}{r} 45 \\ + 35 \\ \hline \end{array}$$

Name

Date

Subtraction

$$\begin{array}{r} \\ 31 \\ - 22 \\ \hline \\ \end{array}$$

$$\begin{array}{r} \\ 21 \\ - 13 \\ \hline \\ \end{array}$$

$$\begin{array}{r} \\ 91 \\ - 52 \\ \hline \\ \end{array}$$

$$\begin{array}{r} \\ 81 \\ - 43 \\ \hline \\ \end{array}$$

$$\begin{array}{r} \\ 61 \\ - 54 \\ \hline \\ \end{array}$$

$$\begin{array}{r} \\ 51 \\ - 34 \\ \hline \\ \end{array}$$

$$\begin{array}{r} \\ 41 \\ - 39 \\ \hline \\ \end{array}$$

$$\begin{array}{r} \\ 91 \\ - 35 \\ \hline \\ \end{array}$$

$$\begin{array}{r} \\ 71 \\ - 39 \\ \hline \\ \end{array}$$

A decorative wooden frame with a white center, surrounded by green plants and a butterfly. The frame is made of light brown wood and has a white center. The plants are green and have various leaf shapes, including some with holes. A small black and yellow butterfly is perched on the top right corner of the frame. The background is a light gray and white checkerboard pattern.

E.V.S
WORKSHEETS



Name: _____

Food



1. Fill in the blanks with the correct words.

- We get our food from _____ (plants / plants and animals).
- We make ghee, butter, and curd from _____ (milk / eggs).
- Eating a lot of _____ (vegetables / candies) is unhealthy.

2. Give two examples of each

- Food we get from plants _____
- Food we get from animals _____
- Food that are unhealthy _____

3. Write P for foods we get from plant and A for foods we get from animals.



SENSE ORGANS

Note any three things that you can touch, see, smell, taste, and hear.



See

1. _____
2. _____
3. _____



Smell

1. _____
2. _____
3. _____



Hear

1. _____
2. _____
3. _____



Taste

1. _____
2. _____
3. _____



Touch

1. _____
2. _____
3. _____

PROJECT WORK OF ENGLISH



Make a superhero ID card in your scrapbook

PROJECT WORK OF HINDI

2ND"A"

1. ARADHYA
2. ANIKA
3. AAHAN
4. ARYA SHARMA
5. JATIN PATHANIA
6. JATIN SINGH
7. SHRINATH
8. RUHANI
9. LAVANYA

2ND "B"

1. HARIPRIYA
2. RIYANSH
3. YUVRAJ
4. RITIKA
5. JAPNEET
6. JATIN
7. HARAGHAM
8. ARMANJOT

2ND"C"

1. CHETAN
2. JASKIRAT
3. JATIN
4. MEET
5. SHAURYA
6. YASHIKA
7. YASHASVI

2ND"D"

1. AADWIN
2. GOURAV
3. SMAYRA
4. CHETAN
5. RIDHAN
6. REHAN
7. AYAAN

2ND"E"

1. SHAVANYA
2. TAKSH
3. KAVYA
4. SUNKHDEEP
5. SANKET
6. PRABHSEERAT



विलोम शब्द या वचन बदलो पर कोई एक प्रोजेक्ट A-4 शीट पर बनाए।

2ND"A"

1. HARSEERAT
2. NITYAM
3. JAPTAZ
4. JASMINE
5. MANNAT
6. MALVIKA
7. RAVYA
8. NANDISH
9. ANSHDEEP

2ND"B"

1. ALVIN
2. NAKASH
3. SAMAIRA
4. VARSHA
5. RAJVEER
6. PRIYAL
7. ANANYA
8. JASHANDEEP

2ND"C"

1. ELINA
2. GAURAVI
3. KAPISH
4. PRIYAL
5. RIGVEDITA
6. RUDRAKSH
7. SEHAJ
8. SWARA

2ND"E"

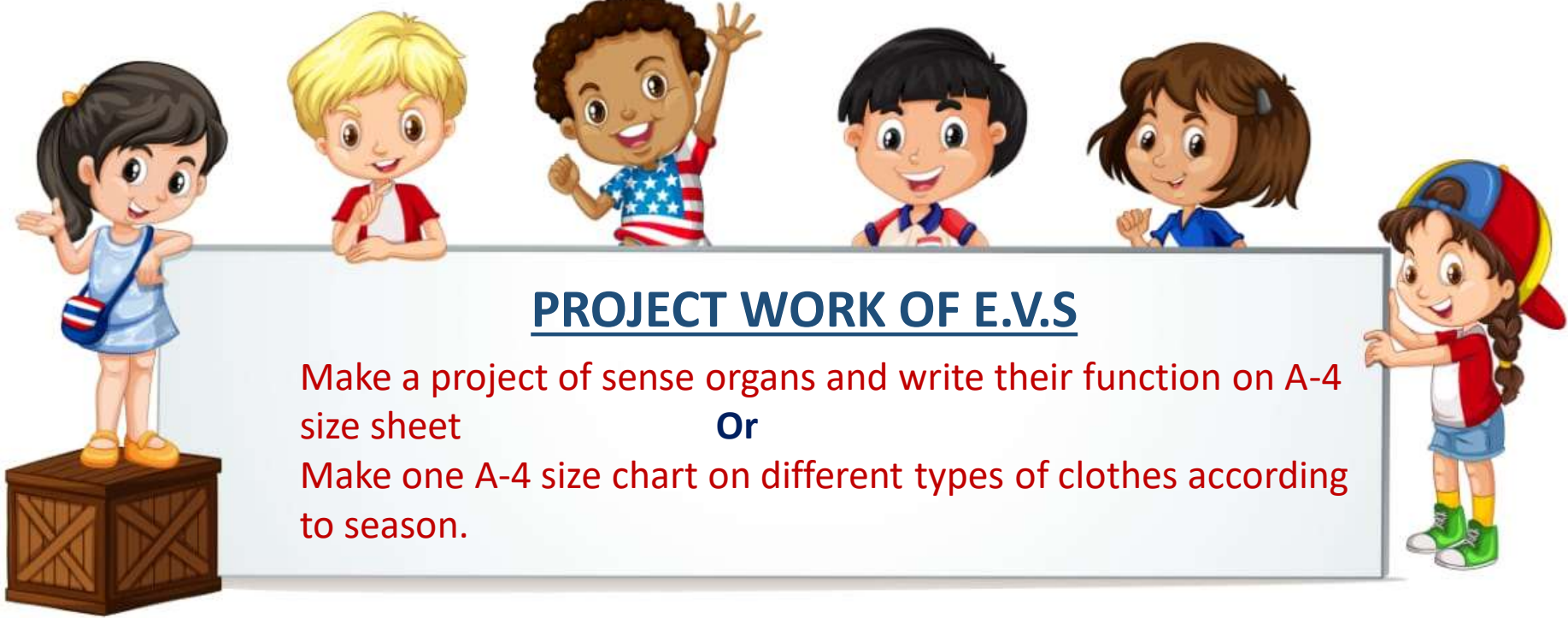
1. DIVANSH
2. SHAVNYA
3. JANAV
4. MANVIK
5. ISHMITA
6. PRATEEK
7. ALIZA

PROJECT
WORK OF
MATHEMATICS

2ND"D"

1. YUVIKA
2. TANSHIKA
3. RHYTHM
4. AYUSH
5. NIHARIKA
6. KIRATPREET
7. P.G SAI

Make a wind chime or wall hanging of different geometrical shapes.



PROJECT WORK OF E.V.S

Make a project of sense organs and write their function on A-4 size sheet
Or

Make one A-4 size chart on different types of clothes according to season.



2ND "A"

- | | |
|-------------|-------------|
| 1. ANISHKA | 5. DIVYANSH |
| 2. AYANSH | 6. DITYA |
| 3. REHANSHI | 7. DRITHI |
| 4. BHARVI | 8. MANVIT |
| | 9. PARISHA |



2ND "C"

- | | |
|-----------|----------------|
| 1. AARAV | 5. ISHIKA |
| 2. AARUSH | 6. RIDHIMA |
| 3. ADITYA | 7. RIHANSHI |
| 4. GURJOT | 8. SAMEER KHAN |



2ND "B"

- | | |
|--------------|------------|
| 1. GOURI | 5. JASMEET |
| 2. AARAV | 6. KRITIKA |
| 3. GUNDEEP | 7. JASNOOR |
| 4. RUDRAANSH | 8. YAKSH |
| | 9. RUHANI |

2ND "E"

- | |
|------------|
| 1. ADITI |
| 2. ATHARAV |
| 3. NANDITA |
| 4. DIVANG |
| 5. NAVYA |



2ND "D"

- | | |
|-------------|-------------|
| 1. PALAK | 4. GURLEEN |
| 2. DEVANSHI | 5. ANSHUMAN |
| 3. KANIKA | 6. DILJOT |
| | 7. DRISHTI |

On A-5 chart paper draw a pictorial story any one of the following fables



❖ THE CROW AND THE PITCHER



❖ THE FOX AND SOUR GRAPES



❖ THE TORTOISE AND THE HARE



❖ THE MOUSE AND THE LION



WORLD ENVIRONMENT DAY
5 JUNE



Plant a small green indoor plant in a mud pot and bring to school when asked (give name to your plant and say 2-3 lines on it.)

FATHER'S DAY
16 JUNE



Make a greeting card for your father and send the picture of you giving the card to your father to your class Incharge by 12:30 pm on the 16th of JUNE.

YOGA DAY
21 JUNE



Yoga exercises and yoga Aasan to be done in natural environment and picture to be taken and sent on personal no. to your class teacher by 15th of June.

HANGING GARDENA CTIVITY



Create a hanging garden by using plastic or glass bottles and also send pics before 4 June .



Dear Parents

Let's try something amazing this summer vacation:

- Encourage your child to converse in English.
- Help your child revise all work done so far.
- Keep your child engaged with you in managing the small household work to develop life skills

Life Skills

Self Control



Communication

Organized



Be Responsible

Decision Making



Value Of Money

Being Healthy



Perspective Taking

Honesty





ENJOY

the

SUMMER

holidays